



I G PETROCHEMICALS LIMITED

SECT/1042

12th February, 2015

BSE Limited

Corporate Relationship Department
1st Floor, P J Towers
Dalal Street
Mumbai - 400 001

The National Stock Exchange of India Ltd.

Exchange Plaza
Bandra Kurla Complex
Bandra (East)
Mumbai - 400 051

Dear Sir,

Investor Presentation

We enclose herewith the Investor Presentation of the Company. Kindly take the same on your records.

Yours faithfully,
For **I G Petrochemicals Limited**

R Chandrasekaran
Chief Financial Officer
& Secretary

Encl : as above



IG PETROCHEMICALS LIMITED

This presentation and the accompanying slides (the “Presentation”), which have been prepared by I G Petrochemicals Limited (the “Company”), have been prepared solely for information purposes and do not constitute any offer, recommendation or invitation to purchase or subscribe for any securities, and shall not form the basis or be relied on in connection with any contract or binding commitment whatsoever. No offering of securities of the Company will be made except by means of a statutory offering document containing detailed information about the Company.

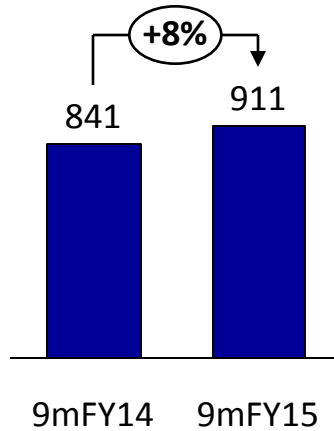
This Presentation has been prepared by the Company based on information and data which the Company considers reliable, but the Company makes no representation or warranty, express or implied, whatsoever, and no reliance shall be placed on, the truth, accuracy, completeness, fairness and reasonableness of the contents of this Presentation. This Presentation may not be all inclusive and may not contain all of the information that you may consider material. Any liability in respect of the contents of, or any omission from, this Presentation is expressly excluded.

This presentation contains certain forward looking statements concerning the Company’s future business prospects and business profitability, which are subject to a number of risks and uncertainties and the actual results could materially differ from those in such forward looking statements. The risks and uncertainties relating to these statements include, but are not limited to, risks and uncertainties regarding fluctuations in earnings, our ability to manage growth, competition (both domestic and international), economic growth in India and abroad, ability to attract and retain highly skilled professionals, time and cost over runs on contracts, our ability to manage our international operations, government policies and actions regulations, interest and other fiscal costs generally prevailing in the economy. The company does not undertake to make any announcement in case any of these forward looking statements become materially incorrect in future or update any forward looking statements made from time to time by or on behalf of the company.

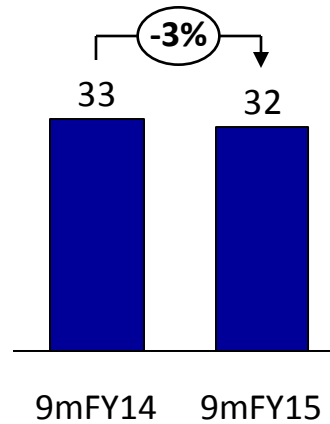
Key Highlights



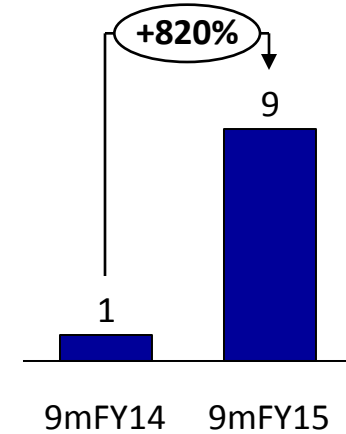
Revenue



EBITDA



Cash PAT



- ✓ Total Sales for the first 9 months of FY15 is **Rs. 911crs** increased by **8%** on Y-o-Y basis
- ✓ EBITDA for the first 9 months is **Rs. 32crs**, little lower from the last year due to higher operating expenses
- ✓ Cash PAT for 9MFY15 is **Rs. 9crs** compared to **Rs. 1crs** in the same period last year

Profitability Statement



| Particulars (Rs. In Crs) | Q3FY 15 | Q3FY14 | Q2FY15 | 9MFY15 | 9MFY14 | Y-o-Y |
|----------------------------------|--------------|-------------|-------------|--------------|--------------|--------------|
| Total Income | 263 | 341 | 304 | 911 | 841 | 8.3% |
| Raw Material | 247 | 300 | 258 | 797 | 740 | |
| Employee Expenses | 7 | 7 | 7 | 21 | 18 | |
| Other Expenses | 20 | 21 | 22 | 61 | 49 | |
| EBITDA | -10 | 13 | 17 | 32 | 33 | -3.5% |
| EBITDA % | -3.9% | 3.8% | 5.7% | 3.5% | 4.0% | |
| Finance Cost | 10 | 9 | 10 | 29 | 18 | |
| Depreciation | 4 | 5 | 4 | 13 | 12 | |
| Other Income | 2 | 2 | 1 | 6 | 5 | |
| Exceptional Item* | 0 | 0 | 0 | 0 | 19 | |
| Tax | -4 | 0 | 1 | 0 | 0 | |
| Profit after Tax & MI | -18 | 1 | 4 | -3.44 | -11.04 | 68.8% |
| PAT % | -6.9% | 0.3% | 1.3% | -0.4% | -1.3% | |

Balance Sheet Statement



| Rs. in Crores | As on Sep-14 | As on Mar-14 |
|--------------------------------|-----------------|-----------------|
| Shareholder's Fund | 269 | 257 |
| Share capital | 31 | 31 |
| Reserves & Surplus | 238 | 226 |
| Non-current liabilities | 129 | 143 |
| Long term borrowings | 127 | 141 |
| Long term provisions | 2 | 2 |
| Current liabilities | 325 | 364 |
| Short term borrowings | 46 | 44 |
| Trade payables | 241 | 286 |
| Other current liabilities | 38 | 34 |
| Total Liabilities | 723 | 764 |

| Rs. in Crores | As on Sep-14 | As on Mar-14 |
|------------------------------|-----------------|-----------------|
| Non-current assets | 381 | 379 |
| Fixed assets (inc. CWIP) | 380 | 377 |
| Long-term loans and advances | 1 | 2 |
| Current assets | 342 | 385 |
| Inventories | 138 | 141 |
| Trade receivables | 151 | 174 |
| Cash and bank balances | 25 | 29 |
| Shot term loans and advances | 28 | 41 |
| Other current assets | 0 | 0 |
| Total Assets | 723 | 764 |

For further information, please contact

Company :

I G Petrochemicals Ltd
CIN: L51496GA1988PLC000915
Mr. R . Chandrasekaran -CFO
rchandra@igpetro.com

www.igpetro.com

Investor Relations Advisors :

Strategic Growth Advisors Pvt. Ltd.
CIN: U74140MH2010PTC204285
Ms. Neha Shroff / Ms. Ruchi Rudra
sneha@sgapl.net / rruchi@sgapl.net

www.sgapl.net